
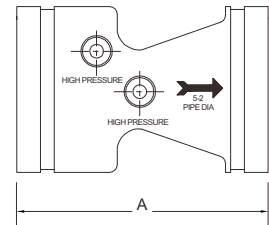
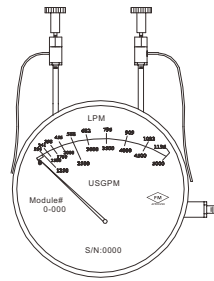


Fire pump flowmeter (Venturi Type)

Fire pump flowmeter is used to determine the discharge of a fire pump. For Venturi type, it consists of a Venturi, a differential pressure meter and associated fittings. Meter faces are available in direct readout in both GPM and LPM.



- Certificate: FM Approved
- Standard: NFPA 20
- Connection: GRV, butt weld, flanged
- Accuracy: ± 2%
- Temperature: 80°C
- W. pressure: 500 psi



Main parts and material

| | | | |
|--------------|--|--------------|---------------------------------|
| Body | Carbon steel / SS / brass | Valve | 1/4" brass ball |
| Meter | Aluminum body, glass window, 4" dial / digital panel | Hoses | Rubber hose with brass fittings |

Available size

| Size | | Pump capacity (gpm) | Test range (gpm) | A (inch) | | Ref. No. |
|--------|-----|---------------------|------------------|----------|---------------------|----------|
| Inch | DN | | | GRV & BW | Class 150 / 300 FLG | |
| 2" | 50 | 50 | 25-100 | 5" | / | U4201 |
| 2-1/2" | 65 | 100 | 50-200 | 4" | 9.25" / 10.00" | U4202 |
| 3" | 80 | 150 | 75-300 | 4" | 9.375" / 10.25" | U4203 |
| 3" | 80 | 200 | 100-400 | 4" | 9.375" / 10.25" | U4204 |
| 4" | 100 | 250 | 125-500 | 5.375" | 11.375" / 12.125" | U4205 |
| 4" | 100 | 300 | 150-600 | 5.375" | 11.375" / 12.125" | U4206 |
| 4" | 100 | 400 | 200-800 | 5.375" | 11.375" / 12.125" | U4207 |
| 4" | 100 | 450 | 225-900 | 5.375" | 11.375" / 12.125" | U4208 |
| 5" | 125 | 450 | 225-900 | 6" | 13" / 13.75" | U4209 |
| 5" | 125 | 500 | 250-1000 | 6" | 13" / 13.75" | U4210 |

Fire pump flowmeter (Venturi Type)

Available size

| Size | | Pump capacity (gpm) | Test range (gpm) | A (inch) | | Ref. No. |
|------|-----|---------------------|------------------|----------|---------------------|----------|
| Inch | DN | | | GRV & BW | Class 150 / 300 FLG | |
| 5" | 125 | 750 | 375-1500 | 6" | 13" / 13.75" | U4211 |
| 6" | 150 | 500 | 250-1000 | 7" | 14" / 14.75" | U4212 |
| 6" | 150 | 750 | 375-1500 | 7" | 14" / 14.75" | U4213 |
| 6" | 150 | 1000 | 500-2000 | 7" | 14" / 14.75" | U4214 |
| 6" | 150 | 1250 | 625-2500 | 7" | 14" / 14.75" | U4215 |
| 8" | 200 | 1000 | 500-2000 | 7.25" | 15.25" / 16" | U4216 |
| 8" | 200 | 1250 | 625-2500 | 7.25" | 15.25" / 16" | U4217 |
| 8" | 200 | 1500 | 750-3000 | 7.25" | 15.25" / 16" | U4218 |
| 8" | 200 | 2000 | 1000-4000 | 7.25" | 15.25" / 16" | U4219 |
| 8" | 200 | 2500 | 1250-5000 | 7.25" | 15.25" / 16" | U4220 |
| 8" | 200 | 3000 | 1500-6000 | 7.25" | 15.25" / 16" | U4221 |
| 10" | 250 | 1500 | 750-3000 | 8" | 16" / 17.25" | U4222 |
| 10" | 250 | 2000 | 1000-4000 | 8" | 16" / 17.25" | U4223 |
| 10" | 250 | 2500 | 1250-5000 | 8" | 16" / 17.25" | U4224 |
| 10" | 250 | 3000 | 1500-6000 | 8" | 16" / 17.25" | U4225 |
| 10" | 250 | 3500 | 1750-7000 | 8" | 16" / 17.25" | U4226 |
| 10" | 250 | 4000 | 2000-8000 | 8" | 16" / 17.25" | U4227 |
| 10" | 250 | 4500 | 2250-9000 | 8" | 16" / 17.25" | U4228 |
| 12" | 300 | 2500 | 1250-5000 | 12" | 21" / 22.25" | U4229 |
| 12" | 300 | 3000 | 1500-6000 | 12" | 21" / 22.25" | U4230 |
| 12" | 300 | 3500 | 1750-7000 | 12" | 21" / 22.25" | U4231 |
| 12" | 300 | 4000 | 2000-8000 | 12" | 21" / 22.25" | U4232 |
| 12" | 300 | 4500 | 2250-9000 | 12" | 21" / 22.25" | U4233 |
| 12" | 300 | 5000 | 2500-10000 | 12" | 21" / 22.25" | U4234* |

Note:

1. It is also available with analog or digital flowmeter.
2. *Analog or digital flowmeter unworkable to U3234.